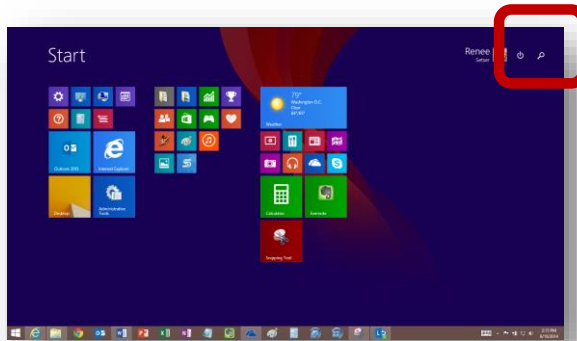




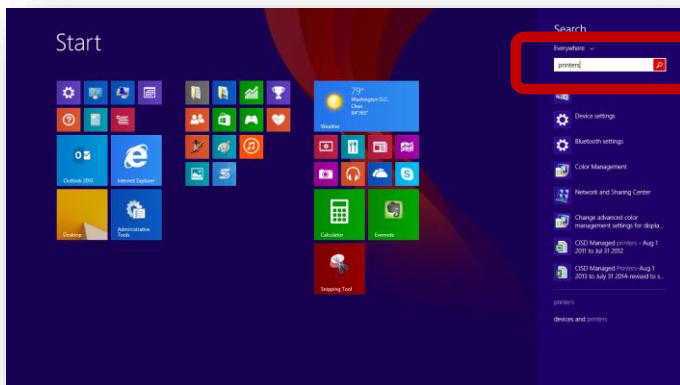
## How to Set the Default Printer



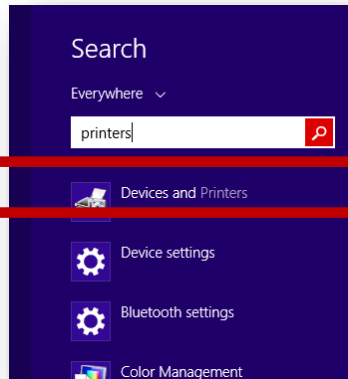
If you are not in the **Start Menu**, click on the **Windows icon** from the taskbar in the bottom of your screen.



In the top right corner, click on the **Search** magnifying glass.



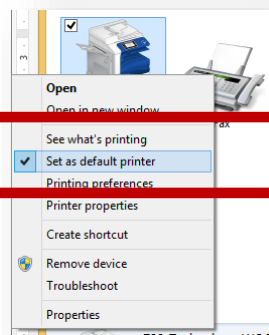
Type "**printers**" into the search field.



Select **Devices and Printers**.



Scroll down to **Printers**.



Right click on the printer and select **Set as default printer**.